

MONTHLY REPORT OF DISBURSEMENTS
For the month of September 2024


Department : Department of Labor and Employment (DOLE)
 Agency/Entity : Professional Regulation Commission
 Region : ALL
 Division : ALL
 Operating Unit : ALL
 Fund Cluster : 01 - Regular Agency Fund
 (e.g. UACS Fund Cluster: 01-Regular Agency Fund, 02-Foreign Assisted Projects Fund, 03-Special Account-Locally Funded/Domestic Grants Fund, etc.)


| Particulars | Current Year Budget | | | | | Prior Year's Budget | | | | | | | | | | Trust Liabilities | | | | Grand Total | | | | | Remarks | | | |
|---|----------------------|-----------------------|-------------|---------------------|-----------------------|-------------------------------|----------------------|-------------|-------------|----------------------|---------------------------------|----------------------|-------------|-------------|----------------------|----------------------|-----------------------|-------------|-------------|-------------|---------------|----------------------|-----------------------|-------------|---------------------|-----------------------|-------|--|
| | PS | MOOE | FinEx | CO | TOTAL | Prior Year's Accounts Payable | | | | | Current Year's Accounts Payable | | | | | SUB-TOTAL | PS | MOOE | CO | TOTAL | PS | MOOE | FinEx | CO | | TOTAL | | |
| | | | | | | PS | MOOE | FinEx | CO | Sub-Total | PS | MOOE | FinEx | CO | Sub-Total | | | | | | | | | | | | TOTAL | |
| 1 | 2 | 3 | 4 | 5 | 6=(2+3+4+5) | 7 | 8 | 9 | 10 | 11=(7+8+9+10) | 12 | 13 | 14 | 15 | 16=(12+13+14+15) | 17=(11+16) | 18=(6+17) | 19 | 20 | 21 | 22=(19+20+21) | 23 | 24 | 25 | 26 | 27=(23+24+25+26) | 28 | |
| CASH DISBURSEMENTS | 82,043,705.11 | 110,501,361.40 | 0.00 | 9,630,769.39 | 202,175,835.90 | 0.00 | 15,047,399.27 | 0.00 | 0.00 | 15,047,399.27 | 0.00 | 24,360,730.42 | 0.00 | 0.00 | 24,360,730.42 | 39,408,129.69 | 241,583,965.59 | 0.00 | 0.00 | 0.00 | 0.00 | 82,043,705.11 | 149,909,491.09 | 0.00 | 9,630,769.39 | 241,583,965.59 | | |
| Notice of Cash Allocation (NCA) | 76,933,670.16 | 59,372,798.89 | 0.00 | 9,630,769.39 | 145,937,238.44 | 0.00 | 14,996,386.77 | 0.00 | 0.00 | 14,996,386.77 | 0.00 | 11,668,155.22 | 0.00 | 0.00 | 11,668,155.22 | 26,664,541.99 | 172,601,780.43 | 0.00 | 0.00 | 0.00 | 0.00 | 76,933,670.16 | 86,037,340.88 | 0.00 | 9,630,769.39 | 172,601,780.43 | | |
| MDS Checks Issued | 1,215,394.96 | 10,145,550.43 | 0.00 | 0.00 | 11,360,945.39 | 0.00 | 1,216,569.07 | 0.00 | 0.00 | 1,216,569.07 | 0.00 | 1,845,426.66 | 0.00 | 0.00 | 1,845,426.66 | 3,051,995.73 | 14,422,941.12 | 0.00 | 0.00 | 0.00 | 0.00 | 1,215,394.96 | 13,207,546.16 | 0.00 | 0.00 | 14,422,941.12 | | |
| Advice to Debit Account | 75,718,275.20 | 49,227,248.46 | 0.00 | 9,630,769.39 | 134,576,293.05 | 0.00 | 13,779,817.70 | 0.00 | 0.00 | 13,779,817.70 | 0.00 | 9,822,728.56 | 0.00 | 0.00 | 9,822,728.56 | 23,602,546.26 | 158,178,839.31 | 0.00 | 0.00 | 0.00 | 0.00 | 75,718,275.20 | 72,829,794.72 | 0.00 | 9,630,769.39 | 158,178,839.31 | | |
| Notice of Transfer Allocations (NTA) | 5,110,034.95 | 51,128,562.51 | 0.00 | 0.00 | 56,238,597.46 | 0.00 | 51,012.50 | 0.00 | 0.00 | 51,012.50 | 0.00 | 12,692,575.20 | 0.00 | 0.00 | 12,692,575.20 | 12,743,587.70 | 68,982,185.16 | 0.00 | 0.00 | 0.00 | 0.00 | 5,110,034.95 | 63,872,150.21 | 0.00 | 0.00 | 68,982,185.16 | | |
| MDS Checks Issued | 34,418.08 | 15,426,952.91 | 0.00 | 0.00 | 15,461,370.99 | 0.00 | 0.00 | 0.00 | 0.00 | 0.00 | 0.00 | 9,387,582.01 | 0.00 | 0.00 | 9,387,582.01 | 9,387,582.01 | 24,848,953.00 | 0.00 | 0.00 | 0.00 | 0.00 | 34,418.08 | 24,814,534.92 | 0.00 | 0.00 | 24,848,953.00 | | |
| Advice to Debit Account | 5,075,616.87 | 35,701,609.60 | 0.00 | 0.00 | 40,777,226.47 | 0.00 | 51,012.50 | 0.00 | 0.00 | 51,012.50 | 0.00 | 3,304,993.19 | 0.00 | 0.00 | 3,304,993.19 | 3,356,006.69 | 44,133,232.16 | 0.00 | 0.00 | 0.00 | 0.00 | 5,075,616.87 | 39,057,615.29 | 0.00 | 0.00 | 44,133,232.16 | | |
| Working Fund for FAPs | 0.00 | 0.00 | 0.00 | 0.00 | 0.00 | 0.00 | 0.00 | 0.00 | 0.00 | 0.00 | 0.00 | 0.00 | 0.00 | 0.00 | 0.00 | 0.00 | 0.00 | 0.00 | 0.00 | 0.00 | 0.00 | 0.00 | 0.00 | 0.00 | 0.00 | 0.00 | 0.00 | |
| Cash Disbursement Ceiling (CDC) | 0.00 | 0.00 | 0.00 | 0.00 | 0.00 | 0.00 | 0.00 | 0.00 | 0.00 | 0.00 | 0.00 | 0.00 | 0.00 | 0.00 | 0.00 | 0.00 | 0.00 | 0.00 | 0.00 | 0.00 | 0.00 | 0.00 | 0.00 | 0.00 | 0.00 | 0.00 | 0.00 | |
| TOTAL CASH DISBURSEMENTS | 82,043,705.11 | 110,501,361.40 | 0.00 | 9,630,769.39 | 202,175,835.90 | 0.00 | 15,047,399.27 | 0.00 | 0.00 | 15,047,399.27 | 0.00 | 24,360,730.42 | 0.00 | 0.00 | 24,360,730.42 | 39,408,129.69 | 241,583,965.59 | 0.00 | 0.00 | 0.00 | 0.00 | 82,043,705.11 | 149,909,491.09 | 0.00 | 9,630,769.39 | 241,583,965.59 | | |
| NON-CASH DISBURSEMENTS | 7,723,862.85 | 4,197,603.88 | 0.00 | 204,107.15 | 12,125,573.88 | 0.00 | 911,672.91 | 0.00 | 0.00 | 911,672.91 | 69,885.00 | 569,469.97 | 0.00 | 0.00 | 639,354.97 | 1,551,027.88 | 13,676,601.76 | 0.00 | 0.00 | 0.00 | 0.00 | 7,793,747.85 | 5,678,746.76 | 0.00 | 204,107.15 | 13,676,601.76 | | |
| Tax Remittance Advices Issued (TRA) | 7,723,862.85 | 4,197,603.88 | 0.00 | 204,107.15 | 12,125,573.88 | 0.00 | 911,672.91 | 0.00 | 0.00 | 911,672.91 | 69,885.00 | 569,469.97 | 0.00 | 0.00 | 639,354.97 | 1,551,027.88 | 13,676,601.76 | 0.00 | 0.00 | 0.00 | 0.00 | 7,793,747.85 | 5,678,746.76 | 0.00 | 204,107.15 | 13,676,601.76 | | |
| Non-Cash Availment Authority (NCAA) | 0.00 | 0.00 | 0.00 | 0.00 | 0.00 | 0.00 | 0.00 | 0.00 | 0.00 | 0.00 | 0.00 | 0.00 | 0.00 | 0.00 | 0.00 | 0.00 | 0.00 | 0.00 | 0.00 | 0.00 | 0.00 | 0.00 | 0.00 | 0.00 | 0.00 | 0.00 | 0.00 | |
| Disbursements effected through outright deductions from claims (please specify) | 0.00 | 0.00 | 0.00 | 0.00 | 0.00 | 0.00 | 0.00 | 0.00 | 0.00 | 0.00 | 0.00 | 0.00 | 0.00 | 0.00 | 0.00 | 0.00 | 0.00 | 0.00 | 0.00 | 0.00 | 0.00 | 0.00 | 0.00 | 0.00 | 0.00 | 0.00 | 0.00 | |
| Overpayment of expenses (e.g. personnel benefits) | 0.00 | 0.00 | 0.00 | 0.00 | 0.00 | 0.00 | 0.00 | 0.00 | 0.00 | 0.00 | 0.00 | 0.00 | 0.00 | 0.00 | 0.00 | 0.00 | 0.00 | 0.00 | 0.00 | 0.00 | 0.00 | 0.00 | 0.00 | 0.00 | 0.00 | 0.00 | 0.00 | |
| Restitution for loss of government property | 0.00 | 0.00 | 0.00 | 0.00 | 0.00 | 0.00 | 0.00 | 0.00 | 0.00 | 0.00 | 0.00 | 0.00 | 0.00 | 0.00 | 0.00 | 0.00 | 0.00 | 0.00 | 0.00 | 0.00 | 0.00 | 0.00 | 0.00 | 0.00 | 0.00 | 0.00 | 0.00 | |
| Liquidated damages and similar claims | 0.00 | 0.00 | 0.00 | 0.00 | 0.00 | 0.00 | 0.00 | 0.00 | 0.00 | 0.00 | 0.00 | 0.00 | 0.00 | 0.00 | 0.00 | 0.00 | 0.00 | 0.00 | 0.00 | 0.00 | 0.00 | 0.00 | 0.00 | 0.00 | 0.00 | 0.00 | 0.00 | |
| Others (TEF, BTr-Documentary Stamp Tax, etc.) | 0.00 | 0.00 | 0.00 | 0.00 | 0.00 | 0.00 | 0.00 | 0.00 | 0.00 | 0.00 | 0.00 | 0.00 | 0.00 | 0.00 | 0.00 | 0.00 | 0.00 | 0.00 | 0.00 | 0.00 | 0.00 | 0.00 | 0.00 | 0.00 | 0.00 | 0.00 | 0.00 | |
| TOTAL NON-CASH DISBURSEMENTS | 7,723,862.85 | 4,197,603.88 | 0.00 | 204,107.15 | 12,125,573.88 | 0.00 | 911,672.91 | 0.00 | 0.00 | 911,672.91 | 69,885.00 | 569,469.97 | 0.00 | 0.00 | 639,354.97 | 1,551,027.88 | 13,676,601.76 | 0.00 | 0.00 | 0.00 | 0.00 | 7,793,747.85 | 5,678,746.76 | 0.00 | 204,107.15 | 13,676,601.76 | | |
| GRAND TOTAL | 89,767,567.96 | 114,698,965.28 | 0.00 | 9,834,876.54 | 214,301,409.78 | 0.00 | 15,959,072.18 | 0.00 | 0.00 | 15,959,072.18 | 69,885.00 | 24,930,200.39 | 0.00 | 0.00 | 25,000,085.39 | 40,959,157.57 | 255,260,567.35 | 0.00 | 0.00 | 0.00 | 0.00 | 89,837,452.96 | 155,588,237.85 | 0.00 | 9,834,876.54 | 255,260,567.35 | | |


SUMMARY

| Particulars | Previous Report | This Month | As at Date |
|--|------------------|-----------------|------------------|
| (1) | (2) | (3) | (4) |
| Total Disbursement Authorities Received | 1,429,430,081.27 | 293,246,979.38 | 1,722,677,060.65 |
| NCA | 1,286,062,131.71 | 178,190,864.07 | 1,464,252,995.78 |
| NTA | 62,905,906.62 | 101,042,772.54 | 163,948,679.16 |
| Working Fund | 0.00 | 0.00 | 0.00 |
| TRA | 80,462,042.94 | 14,013,342.77 | 94,475,385.71 |
| CDC | 0.00 | 0.00 | 0.00 |
| NCAA | 0.00 | 0.00 | 0.00 |
| Less: Notice of Transfer of Allocations (NTA)* issued | 63,848,237.19 | 98,285,772.54 | 162,134,009.73 |
| Total Disbursement Authorities Available | 1,365,581,844.08 | 194,961,206.84 | 1,560,543,050.92 |
| Less: | 0.00 | 0.00 | 0.00 |
| Lapsed NCA | 1,587,446.87 | 371,863.69 | 1,959,310.56 |
| Disbursements | 1,303,025,384.75 | 255,260,567.35 | 1,558,285,952.10 |
| Less: Other Non-Cash Disbursements | 63.00 | 0.00 | 63.00 |
| Disbursements effected through outright deductions from claims | 63.00 | 0.00 | 63.00 |
| Overpayment of expenses (e.g. personnel benefits) | 0.00 | 0.00 | 0.00 |
| Restitution for loss of government property | 0.00 | 0.00 | 0.00 |
| Liquidated damages and similar claims | 63.00 | 0.00 | 63.00 |
| Others (e.g. TEF, BTr, Docs Stamp, etc.) | 0.00 | 0.00 | 0.00 |
| Add/Less: Adjustments (e.g. cancelled/retailed checks) | (1,680.00) | 10,305.61 | 8,625.61 |
| Balance of Disbursement Authorities as at date | 60,967,395.46 | (60,660,918.59) | 306,476.87 |
| Total Disbursements Program | 1,556,364,598.64 | 166,278,139.93 | 1,722,642,738.57 |
| Less: *Actual Disbursements | 1,303,025,384.75 | 255,260,567.35 | 1,558,285,952.10 |
| (Over)/Under spending | 253,339,213.89 | (88,982,427.42) | 164,356,786.47 |

Notes: * The use of NTA is discouraged
 Notes: ** Amounts should tally with the grand total disbursement (column 27).

Certified Correct: 
 HENYLIZA L. DARICAN
 Accountant
 Date:

Recommending Approval: 
 ROSE A. ABUNDO
 Director IV, PMFS
 Date:

Approved By: 
 ERWIN M. ENAD
 Agency Head/ Authorized Representative
 Date: